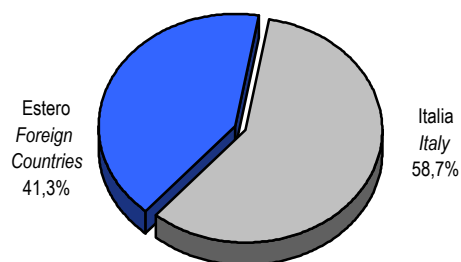


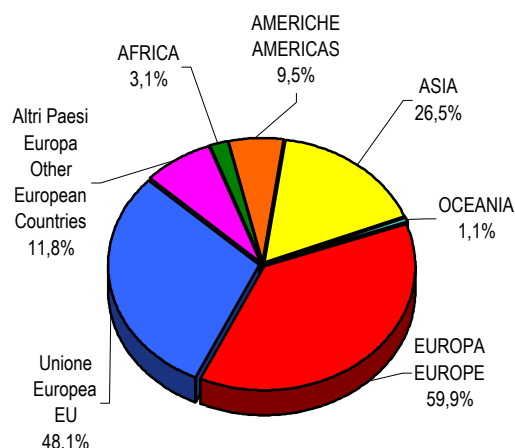
Dati visitatori / Visitors' data

Italia / Italy	73.172	58,7%
Estero / Foreign Countries	51.488	41,3%
Totale / Total	124.660	100,0%



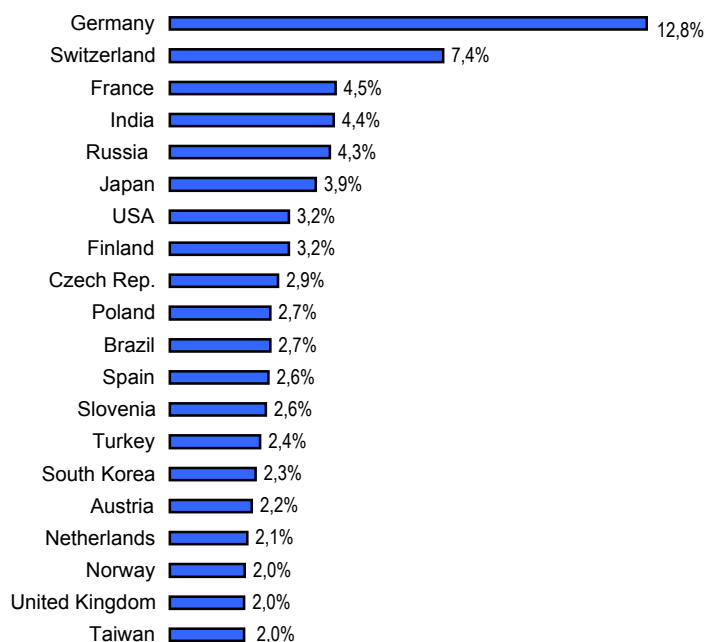
Visitatori esteri provenienti da 99 Paesi / Foreign visitors from 99 Countries

EUROPA / EUROPE	30.835	59,9%
Unione Europea / EU	24.744	48,1%
Altri Paesi Europa / Other European Countries	6.091	11,8%
AFRICA / AFRICA	1.588	3,1%
AMERICHE / AMERICAS	4.893	9,5%
ASIA / ASIA	13.621	26,5%
OCEANIA / OCEANIA	551	1,1%
Totale / Total	51.488	100,0%



Primi 20 Paesi esteri / Top 20 foreign Countries

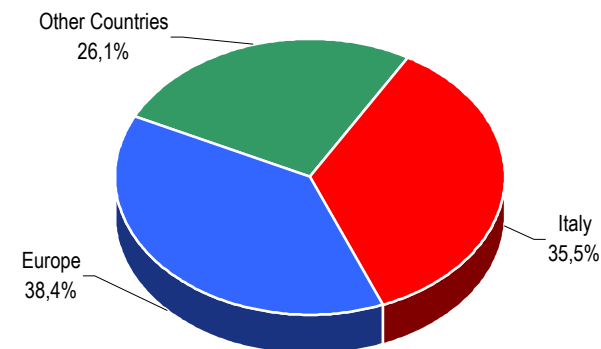
Germania / Germany	6.601	12,8%
Svizzera / Switzerland	3.786	7,4%
Francia / France	2.295	4,5%
India / India	2.274	4,4%
Russia / Russia	2.214	4,3%
Giappone / Japan	2.025	3,9%
USA / USA	1.653	3,2%
Finlandia / Finland	1.647	3,2%
Rep. Ceca / Czech Rep.	1.501	2,9%
Polonia / Poland	1.393	2,7%
Brasile / Brazil	1.388	2,7%
Spagna / Spain	1.361	2,6%
Slovenia / Slovenia	1.334	2,6%
Turchia / Turkey	1.253	2,4%
Corea del Sud / South Korea	1.188	2,3%
Austria / Austria	1.134	2,2%
Paesi Bassi / Netherlands	1.075	2,1%
Norvegia / Norway	1.037	2,0%
Regno Unito / United Kingdom	1.032	2,0%
Taiwan / Taiwan	1.026	2,0%





ESPOSITORI - 39 Paesi partecipanti
EXHIBITORS - 39 participating Countries

PROVENIENZA ORIGIN	ESPOSITORI EXHIBITORS	% SU TOTALE % ON THE TOTAL
(**) Italia / Italy	499	35,5%
(**) Europa / Europe	539	38,4%
Altri Paesi / Other Countries	366	26,1%
TOTALE / TOTAL	1.404	100,0%



(**) Espositori provenienti da Paesi CECIMO
 Exhibitors from CECIMO Countries

1.032	73,5%
-------	-------

Espositori - primi 20 Paesi esteri
Exhibitors - Top 20 foreign Countries

PAESE COUNTRY	ESPOSITORI EXHIBITORS	% SU ESTERO % ON FOREIGNERS	% SU TOTALE % ON TOTAL
Germania / Germany	280	30,9%	19,9%
Taiwan / Taiwan	105	11,6%	7,5%
Cina / China	89	9,8%	6,3%
Svizzera / Switzerland	81	9,0%	5,8%
Spagna / Spain	54	6,0%	3,8%
Giappone / Japan	51	5,6%	3,6%
USA / USA	44	4,9%	3,1%
Corea del Sud / South Korea	29	3,2%	2,1%
Francia / France	27	3,0%	1,9%
Regno Unito / United Kingdom	20	2,2%	1,4%
India / India	16	1,8%	1,1%
Turchia / Turkey	16	1,8%	1,1%
Austria / Austria	15	1,7%	1,1%
Rep. Ceca / Czech Rep.	15	1,7%	1,1%
Paesi Bassi / Netherlands	9	1,0%	0,6%
Israele / Israel	8	0,9%	0,6%
Polonia / Poland	8	0,9%	0,6%
Finlandia / Finland	6	0,7%	0,4%
Portogallo / Portugal	3	0,3%	0,2%
Svezia / Sweden	3	0,3%	0,2%

Altri Paesi esteri
Other foreign Countries

Argentina / Argentina	Canada / Canada	Principato di Monaco / Principality of Monaco
Australia / Australia	Danimarca / Denmark	Rep. Slovacca / Slovakia
Belgio / Belgium	Liechtenstein / Liechtenstein	Romania / Romania
Bielorussia / Belarus	Lussemburgo / Luxemburg	Russia / Russia
Brasile / Brazil	Malesia / Malaysia	Slovenia / Slovenia
Bulgaria / Bulgaria	Norvegia / Norway	Ucraina / Ukraine

